

Küsitluse koostamine internetipõhise programmiga SurveyMonkey

Küsitlust saab koostada aadressil:

<http://www.surveymonkey.com/>

Võimalik on sisse logida oma Google-kontot (sh Gmail) kasutades. Google'i kontoga on seotud ka Youtube, Blogger, Picasa, Orkut – see tähendab, et saad sisse logida samade kasutajatunnuste ja paroolidega.

Kui Sul puudub Google-konto, pead end kasutajaks registreerima.

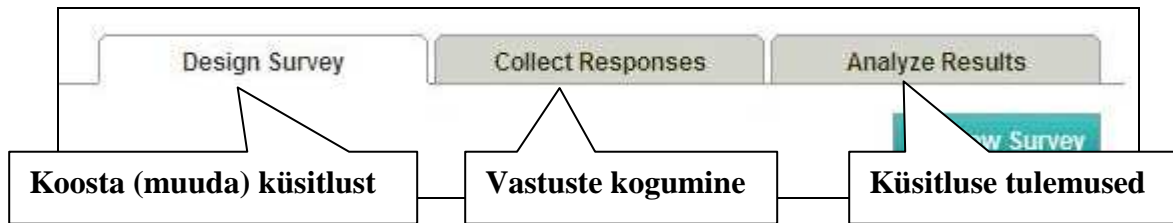
The image shows a screenshot of the SurveyMonkey sign-up page in a Windows Internet Explorer browser. The page title is "Sign up for a Free SurveyMonkey account". The main heading is "Sign Up". There are two main sections: "Pick a Username:" and "Choose a Password:". The "Pick a Username:" section has a text input field with a callout box labeled "Kasutajanimi". The "Choose a Password:" section has two text input fields: "Choose a Password:" and "Confirm Password:", both with callout boxes labeled "Parool" and "Parool teist korda" respectively. Below the password fields is a "Enter a Contact Email:" section with a text input field and a callout box labeled "Kontaktmeiliaadress". To the right of the password fields is a "Sign Up with Your Favorite Account" section with buttons for "Sign Up with Facebook" and "Sign Up with Google". A callout box labeled "Võimalus kasutajaks saada kui Facebook'i või Google'i kasutaja" points to these buttons. At the bottom of the form is a "Create Account" button and a checkbox for "I'd like to receive communications about SurveyMonkey services and survey tips".

Uue küsitluse koostamine:

+ Create Survey

The image shows a screenshot of the "Create a Survey" page. The main heading is "Create a Survey". There are three radio button options: "Create a new survey" (selected), "Copy an existing survey...", and "Use a survey template...". Below the "Create a new survey" option is a "Title:" label and a text input field with a callout box labeled "Küsitluse nimi". Below the "Copy an existing survey..." option is a callout box labeled "Kopeeri olemasolev küsitlus". At the bottom of the form are two buttons: "Cancel" and "Continue" (with a right arrow), with a callout box labeled "Jätka" pointing to the "Continue" button.

Olulised nupud, vaade ja seaded



- Edit Page Options ▾ Lehekülje seadete muutmise, tutvustava teksti lisamine
- + Add Question ▾ Küsimuse lisamine
- Preview Survey Küsitluse eelvaade
- Save Changes Salvesta muudatused

Küsitluste läbiviimise võimalused ja vajadused lasteaiaas Edit

Design Survey Collect Responses Analyze Results

Edit Survey Survey Options Print Survey Restore Questions

Edit Survey

To change the look of your survey, select a theme below.

Blue Ice Create Custom Theme

Print Theme

- Blue Ice
- Slate
- Blue Meanie
- Orange Zest
- Spring Day
- Blue Metal
- Purple Passion
- Peach Sherbet
- Dewy Meadow
- Light Olive
- Desert Dunes
- Cloudy Day
- Sea Green
- Yellow Metal

+ Add Page

+ Add Question ▾

Küsitluse kujundus

Küsitluse eelvaade

- Edit Survey** **Koosta (muuda) küsitlust**
- Survey Options** **Küsitluse seaded**
- Print Survey** **Prindi küsitlus (ainult PRO)**
- Restore Questions** **Taasta küsimus (ainult PRO)**

KÜSITLUSE SEADED

Navigeerimisnupud (nähtavad küsitluses ja küsitluse koostamise ajal eelvaates)

The diagram shows the 'Navigation Buttons' section of a survey editor. It includes the following elements:

- Previous Button:** A text input field containing 'Prev', with a callout box pointing to it that says 'Eelmine, tagasi vmt'.
- Next Button:** A text input field containing 'Next', with a callout box pointing to it that says 'Järgmine, edasi vmt'.
- Done Button:** A text input field containing 'Done', with a callout box pointing to it that says 'Valmis, saada tulemused vmt'.
- Exit Link:** A text input field containing 'Exit this survey', with a callout box pointing to it that says 'Välju küsitlusest'.
- Show Exit Link:** A dropdown menu with 'Show Exit Link' selected, with a callout box pointing to it that says 'Näita linki väljumiseks'.

KOOSTA (MUUDA) KÜSITLUST

Lehekülje seadete muutmine, tutvustava teksti sisestamine

The screenshot shows the 'Edit Page Options' dropdown menu open in the SurveyMonkey editor. The menu options are:

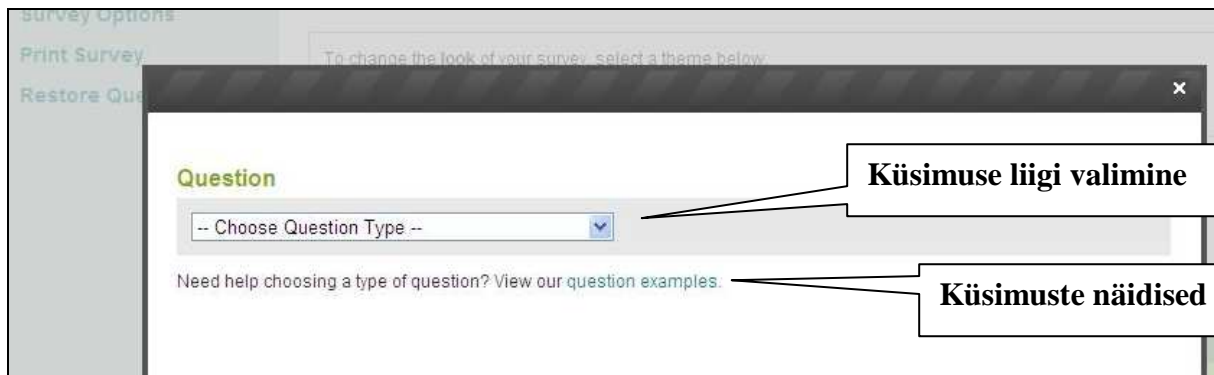
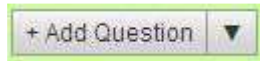
- Edit Page Information
- Add Question Randomization

The main content area shows 'PAGE 1' with a question number '1.' and the text: 'Hea üliõpi', 'Palun vasta alljärgnevale küsimustele, mis puudutavad küsitluste läbiviimise võimalusi ja vajadusi lasteaias.', and 'Täna!'.

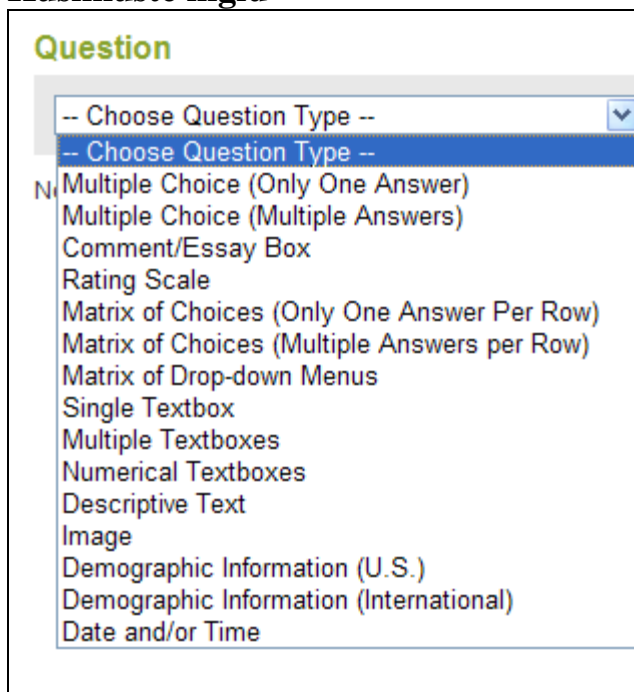
Eelvaade

The screenshot shows the 'Preview Survey' button and a browser window displaying the survey in preview mode. The browser title is '[SURVEY PREVIEW MODE] Küsitluste läbiviimise võimalused ja vajadused lasteaias Survey - Windows Internet Ex...'. The browser address bar shows 'veymonkey.com/s.aspx?PREVIEW_MODE=DO_NOT_USE_THIS_LINK_FOR_COLLECTION&sm=1s2%2bDw5TsVnKfIQ7exOzXUnF6JOVqZrmo%2f4urhcwRc'. The browser menu bar includes 'File', 'Edit', 'View', 'Favorites', 'Tools', and 'Help'. The browser toolbar includes 'Google', 'Otsi', 'Jaga', 'Sidewiki', and 'Kaire...'. The survey content is displayed in a light green background with the question number '1.' and a 'Saadan vastused' button. The footer text reads 'Powered by SurveyMonkey Create your own free online survey now!'.

Küsimuste lisamine



Küsimuste liigid



Multiple Choice (Only One Answer) – Palju valikuid, ainult üks vastus

Multiple Choice (Multiple Answers) – Palju valikuid, palju vastuseid

Comment/Essay Box – Kommentaari kast

Rating Scale – Olulisuse skaala

Matrix of Choices (Only One Answer Per Row) – Maatriks (üks vastus reas)

Matrix of Choices (Multiple Answer Per Row) – Maatriks (mitu vastust reas)

Matrix of Drop-down Menus - Maatriks rippmenüüga

Single Textbox – Üksik tekstikast

Multiple Textboxes – Palju tekstikaste

Numerical Textboxes – Numbrilised tekstikastid

Descriptive Text – Kirjeldav tekst

Image – Pilt (mitte suurem kui 150 kB)

Demographic Information – Demograafiline info

Date and/or Time – Kuupäev ja kellaeg

Lisavõimalused küsimustele

Require an answer to this question (Optional)
Display a custom error message when respondents try to skip this question.

Add "Other" or a comment field (Optional)
Allow respondents to add a comment to clarify their answer.

Question Size and Placement (Optional)
Change the default size and placement of this question.

Cancel Save Changes

Küsimusele peab vastama

Lisa „Muu“ või kommentaari väli

Küsimuse suurus ja paigutus

Oluline on SALVESTADA

VASTUSTE KOGUMINE

Collect Responses

Vastuste kogumise seaded

vajadused lasteaia Edit

Design Survey Collect Responses Analyze Results

Get Survey Link

Change Settings

Change Restrictions

Manual Data Entry

Close Collector Now

Kysitus Edit

Collector Settings

Web Link OPEN

« Back to Summary Save Settings

Allow Multiple Responses?

No, allow only one response per computer.

Yes, allow multiple responses per computer – Recommended for kiosks.

Allow Responses to be Edited?

No, once a page in the survey is submitted, respondents cannot go back and change existing responses.

Yes, respondents can go back to previous pages in the survey and change existing responses until they have exited the survey. After the survey is finished, the respondent will not be able to re-enter the survey.

Yes, respondents can re-enter the survey at any time to update their responses.

Luba/ära luba ühes arvutist mitu vastamist

Juba vastatud küsimuste vastuste muutmine

Select the method you would like to use to collect responses. We refer to the method that you use to collect responses as a "collector". While most people use only a single collector, you may want to use multiple collectors if you are sending your survey to different groups of people. Each collector can have its own unique settings and restrictions, and can be closed and opened independently. For more information about collectors, visit the [help center](#).

How Would You Like to Collect Responses?

Create a link to send in your own email message or to place on a webpage
The simplest and fastest way to collect responses. We generate a link for your survey that you can just copy and paste.

Upload your own emails and have us send a survey invitation
You can upload your emails, and we will send a survey invitation on your behalf. You can also upload a list of emails in your list.

NEW Add the survey to your website
Embed your survey on your website or display your survey in a popup window.

Share your survey on Facebook
Easily distribute your survey to your friends and colleagues on Facebook.

Enter a Name for this Collector:

Name: (max 100 characters)

Next Step »

Loo link, et saata see e-posti teel või lisada veebilehele

Lae üles meiliaadressid ning süsteem edastab kutse küsitluse täitmiseks

Lisa küsitlus oma veebilehele (embed-kood)

Jaga küsitlust Facebook-is

Kogumisenimi

Edasi

Link küsitlusele – avanevas aknas olev link tuleb kopeerida. Seejärel on võimalik see link saata e-kirjas või lisada veebilink.

Your Survey Link

To send your survey link by email, tweet, or status, copy the link below and paste it into your message. When others receive your message, they can click the link and access your survey.

<http://www.surveymonkey.com/s/ZBDPZ9V>

To add a link to your survey from a webpage, copy the code in the box below and paste it into the HTML of any webpage.

```
<a href="http://www.surveymonkey.com/s/ZBDPZ9V">Click here to take survey</a>
```

KÜSITLUSE TULEMUSED

Analyze Results

Vastuste kokkuvõte

View Summary

Browse Responses

Filter Responses

Cross-tab Responses

Download Responses

Share Responses

Default Report + Add Report

Response Summary

Total Started Survey: 0
Total Completed Survey: N/A

PAGE:

1. Erialased ankeetküsitlused

	Jah	Ei	Response Count
...olen koostanud paberkan djal	0.0% (0)	0.0% (0)	0
...olen täitnud paberkan djal	0.0% (0)	0.0% (0)	0
...olen koostanud internetis	0.0% (0)	0.0% (0)	0
...olen täitnud internetis	0.0% (0)	0.0% (0)	0
		answered question	0
		skipped question	0

Vastuste vaatamine iga vastaja eraldi

Minu küsitlused

SurveyMonkey

kaire.kollom@gmail.com | Sign Out | Help

My Surveys | Address Book | My Account | + Create Survey

Create Surveys Like a Pro

Questions - We place no limits on your creativity. You can create unlimited surveys with an unlimited number of questions.

Easy Downloads - Want to generate reports offline? Download your results at any time in a variety of formats.

Easy-to-use Survey Templates - Don't know where to begin? We have dozens of templates in all categories.

Minu küsitlused

Vastamiseks avatud või suletud

Vastanute arv

Survey Title	Created	Modified	Design	Collect	Analyze	Sort	Actions
Küsitluste läbiviimise või...sed ja vajadused lasteaias	February 5, 2011 7:01 AM	14 minutes ago				0	Clear Transfer Delete
Näidis LEIB	January 21, 2011 4:19 AM	1 day ago				13	Clear Transfer Delete
Kass	January 22, 2011 2:42 AM	14 days ago				0	Clear Transfer Del

Vastuste kustutamine

Küsimustiku kustutamine